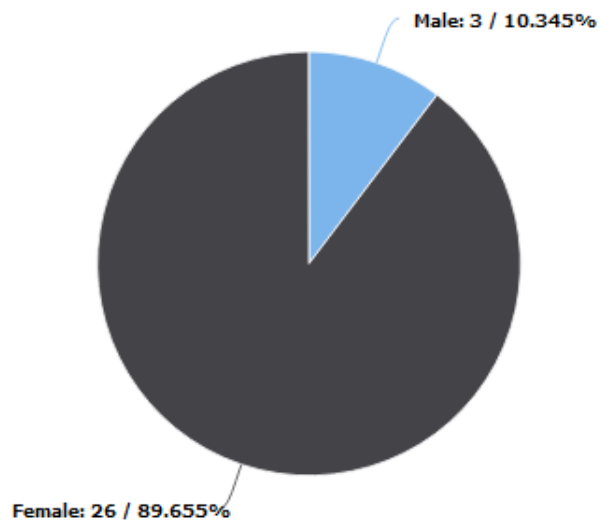


Summary
Response Total 29

Page 1

1. What is your gender?

Answered 29, Skipped 0, Response Total 29

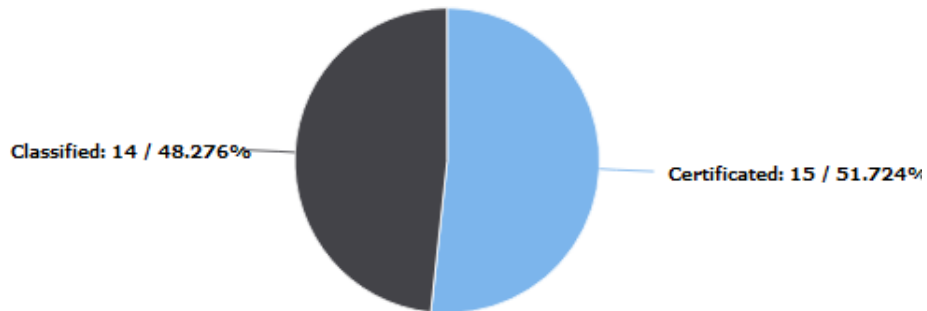


Answered 29, Skipped 0, Response Total 29

Answer Choice	Selections	% All Question Responses	% All Survey Responses
Male	3	10.345%	10.345%
Female	26	89.655%	89.655%

2. What is your employee classification?

Answered 29, Skipped 0, Response Total 29

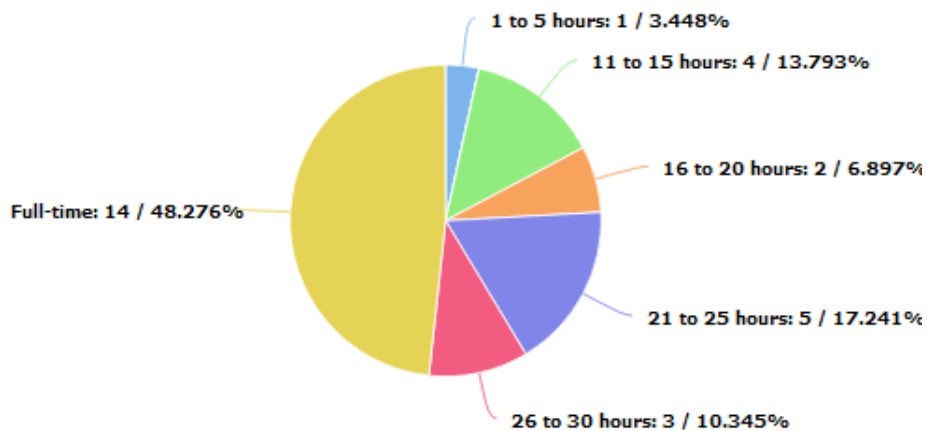


Answered 29, Skipped 0, Response Total 29

Answer Choice	Selections	% All Question Responses	% All Survey Responses
Certificated	15	51.724%	51.724%
Classified	14	48.276%	48.276%

3. How many hours a week do you work?

Answered 29, Skipped 0, Response Total 29



Answered 29, Skipped 0, Response Total 29

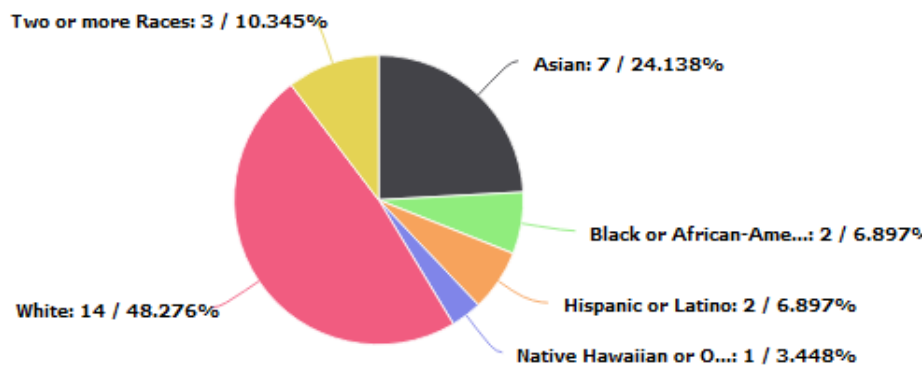
Answer Choice	Selections	% All Question Responses	% All Survey Responses
1 to 5 hours	1	3.448%	3.448%

6 to 10 hours			
11 to 15 hours	4	13.793%	13.793%
16 to 20 hours	2	6.897%	6.897%
21 to 25 hours	5	17.241%	17.241%
26 to 30 hours	3	10.345%	10.345%
Full-time	14	48.276%	48.276%

Page 2

4. What is your ethnicity?

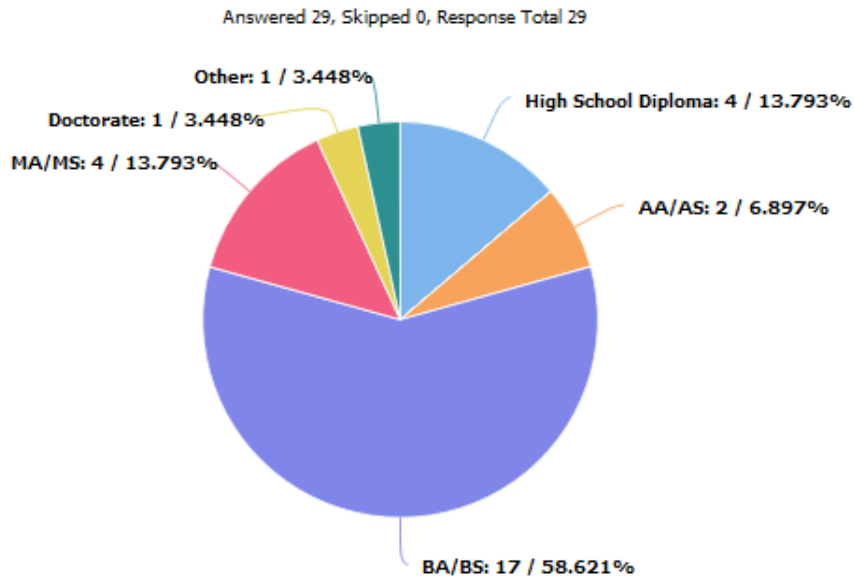
Answered 29, Skipped 0, Response Total 29



Answered 29, Skipped 0, Response Total 29

Answer Choice	Selections	% All Question Responses	% All Survey Responses
American Indian or Alaska Native			
Asian	7	24.138%	24.138%
Black or African-American	2	6.897%	6.897%
Hispanic or Latino	2	6.897%	6.897%
Native Hawaiian or Other Pacific Islander	1	3.448%	3.448%
White	14	48.276%	48.276%
Two or more Races	3	10.345%	10.345%

5. What is your highest level of education?

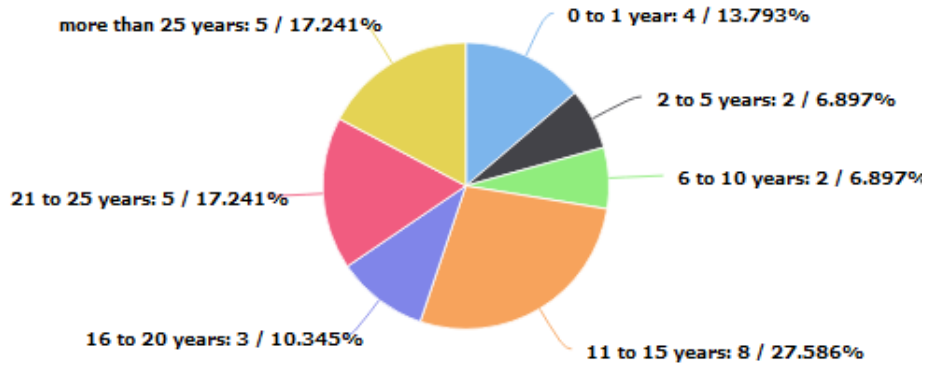


Answered 29, Skipped 0, Response Total 29

Answer Choice	Selections	% All Question Responses	% All Survey Responses
High School Diploma	4	13.793%	13.793%
GED Certificate			
Trade School			
AA/AS	2	6.897%	6.897%
BA/BS	17	58.621%	58.621%
MA/MS	4	13.793%	13.793%
Doctorate	1	3.448%	3.448%
Other	1	3.448%	3.448%

6. Length of Employment at Fremont Adult and Continuing Education

Answered 29, Skipped 0, Response Total 29

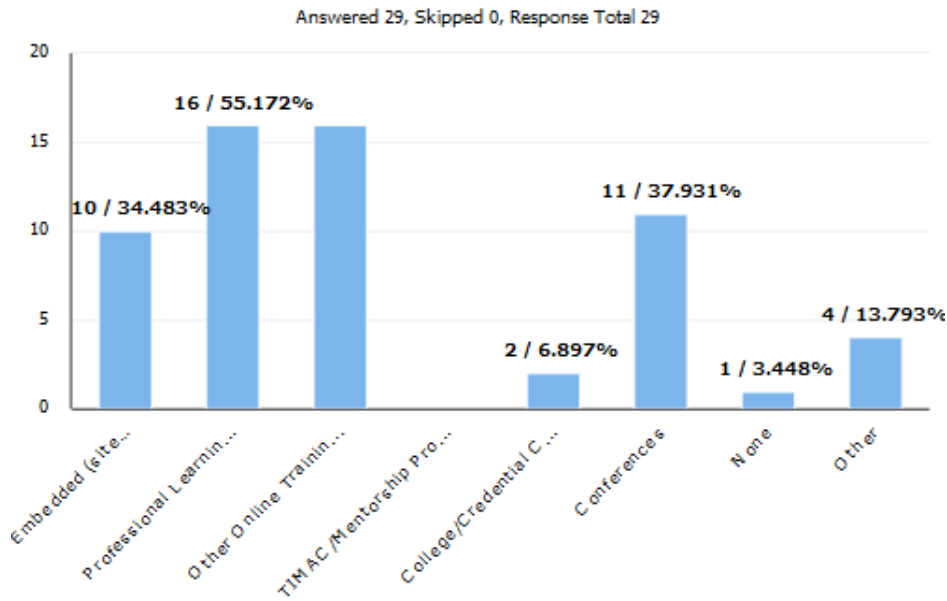


Answered 29, Skipped 0, Response Total 29

Answer Choice	Selections	% All Question Responses	% All Survey Responses
0 to 1 year	4	13.793%	13.793%
2 to 5 years	2	6.897%	6.897%
6 to 10 years	2	6.897%	6.897%
11 to 15 years	8	27.586%	27.586%
16 to 20 years	3	10.345%	10.345%
21 to 25 years	5	17.241%	17.241%
more than 25 years	5	17.241%	17.241%

Page 3

7. Indicate Professional Development activities in which you have participated in the last three years.



Answered 29, Skipped 0, Response Total 29

Answer Choice	Selections	% All Question Responses	% All Survey Responses
Embedded (sited-based) Training	10	34.483%	34.483%
Professional Learning Community (PLC)	16	55.172%	55.172%
Other Online Training	16	55.172%	55.172%
TIMAC/Mentorship Programs			
College/Credential Coursework	2	6.897%	6.897%
Conferences	11	37.931%	37.931%
None	1	3.448%	3.448%
Other	4	13.793%	13.793%

Page 4

8. Answer the following

Answered 29, Skipped 0, Response Total 29 (selections, % among question responses, % among all responses)

	Strongly Agree	Agree	Neutral	Disagree	Strongly Disagree	Do Not Know
The Adult School Administration communicates effectively with staff.	8, 27.586%, 27.586%	10, 34.483%, 34.483%	7, 24.138%, 24.138%	2, 6.897%, 6.897%	2, 6.897%, 6.897%	
The Adult School administration, with input from staff, makes decisions that focus the school on student learning.	7, 24.138%, 24.138%	13, 44.828%, 44.828%	5, 17.241%, 17.241%	2, 6.897%, 6.897%	2, 6.897%, 6.897%	
Do you feel included in the regular evaluation of the institution as a whole?	6, 20.690%, 20.690%	10, 34.483%, 34.483%	7, 24.138%, 24.138%	3, 10.345%, 10.345%	2, 6.897%, 6.897%	1, 3.448%, 3.448%
I am motivated by school administrators to bring focus to student and school improvement.	6, 20.690%, 20.690%	12, 41.379%, 41.379%	6, 20.690%, 20.690%	2, 6.897%, 6.897%	2, 6.897%, 6.897%	1, 3.448%, 3.448%

Adult School staff work to create a safe learning environment.	9, 31.034%, 31.034%	14, 48.276%, 48.276%	3, 10.345%, 10.345%	2, 6.897%, 6.897%	1, 3.448%, 3.448%	
FUSD/Adult Education provides adult-appropriate facilities that support student learning.	7, 24.138%, 24.138%	12, 41.379%, 41.379%	5, 17.241%, 17.241%	3, 10.345%, 10.345%	1, 3.448%, 3.448%	1, 3.448%, 3.448%

9. Answer the following

Answered 27, Skipped 2, Response Total 29 (selections, % among question responses, % among all responses)

	Strongly Agree	Agree	Neutral	Disagree	Strongly Disagree	Do Not Know
The Adult School provides adequate resources (i.e. books, materials, etc.) for student learning.	6, 22.222%, 20.690%	7, 25.926%, 24.138%	5, 18.519%, 17.241%	6, 22.222%, 20.690%		3, 11.111%, 10.345%
I am familiar with and understand the Student Learning Outcomes.	7, 25.926%, 24.138%	13, 48.148%, 44.828%	4, 14.815%, 13.793%			3, 11.111%, 10.345%
I receive support from the Adult School that enables me to provide quality services that focus on student learning.	4, 14.815%, 13.793%	12, 44.444%, 41.379%	7, 25.926%, 24.138%	2, 7.407%, 6.897%	2, 7.407%, 6.897%	
Technology is up-to-date and accessible to staff and students.	2, 7.407%, 6.897%	10, 37.037%, 34.483%	7, 25.926%, 24.138%	5, 18.519%, 17.241%	1, 3.704%, 3.448%	2, 7.407%, 6.897%
The technology support provided enables staff to adequately deliver instruction and customer service.	2, 7.407%, 6.897%	12, 44.444%, 41.379%	6, 22.222%, 20.690%	3, 11.111%, 10.345%	1, 3.704%, 3.448%	3, 11.111%, 10.345%
(For Teachers) Students who complete my course, demonstrate measurable achievement of our Student Learning Outcomes.	3, 11.111%, 10.345%	13, 48.148%, 44.828%	1, 3.704%, 3.448%	1, 3.704%, 3.448%		9, 33.333%, 31.034%
(For Classified) Adult School Administration offers opportunities for cross training of staff.	3, 11.111%, 10.345%	9, 33.333%, 31.034%	6, 22.222%, 20.690%	1, 3.704%, 3.448%		8, 29.630%, 27.586%
(For Classified) Staff receives assistance when workload is heavy.	2, 7.407%, 6.897%	10, 37.037%, 34.483%	4, 14.815%, 13.793%	3, 11.111%, 10.345%	1, 3.704%, 3.448%	7, 25.926%, 24.138%

10. Answer the following.

Answered 27, Skipped 2, Response Total 29 (selections, % among question responses, % among all responses)

	Strongly Agree	Agree	Neutral	Disagree	Strongly Disagree	Do Not Know
I work in a school where diversity is valued and all students and staff are respected.	6, 22.222%, 20.690%	16, 59.259%, 55.172%	2, 7.407%, 6.897%	1, 3.704%, 3.448%	2, 7.407%, 6.897%	
I work with dedicated staff in a professional environment.	3,	18,	4,	1,	1,	

	11.111%, 10.345%	66.667%, 62.069%	14.815%, 13.793%	3.704%, 3.448%	3.704%, 3.448%	
The school is characterized by high expectations for all students and staff.	5, 18.519%, 17.241%	17, 62.963%, 58.621%	2, 7.407%, 6.897%	2, 7.407%, 6.897%	1, 3.704%, 3.448%	
The Adult School staff is a supportive team in their mission to support high student achievement.	5, 18.519%, 17.241%	16, 59.259%, 55.172%	5, 18.519%, 17.241%		1, 3.704%, 3.448%	
The Fremont Unified School District School Board and District Office demonstrate ongoing support for Adult School programs.	3, 11.111%, 10.345%	7, 25.926%, 24.138%	6, 22.222%, 20.690%	6, 22.222%, 20.690%	2, 7.407%, 6.897%	3, 11.111%, 10.345%
Overall, I enjoy working in the Adult Education program.	11, 40.741%, 37.931%	11, 40.741%, 37.931%	2, 7.407%, 6.897%	2, 7.407%, 6.897%	1, 3.704%, 3.448%	

11. What are the greatest strengths of our Adult Education program?

Answered 25, Skipped 4, Response Total 29 (selections, % among question responses, % among all responses)

	1	2	3	4	5	6	7	8	9	Mean, Median, Mode
Sound financial management	1, 4.000%, 3.448%		1, 4.000%, 3.448%	3, 12.000%, 10.345%		5, 20.000%, 17.241%	2, 8.000%, 6.897%	4, 16.000%, 13.793%	3, 12.000%, 10.345%	6.263, 6, 6
Updated and well-maintained campus		2, 8.000%, 6.897%	1, 4.000%, 3.448%	1, 4.000%, 3.448%	2, 8.000%, 6.897%	3, 12.000%, 10.345%	2, 8.000%, 6.897%	8, 32.000%, 27.586%		6.158, 7, 8
District and School Board support					3, 12.000%, 10.345%	2, 8.000%, 6.897%	4, 16.000%, 13.793%	3, 12.000%, 10.345%	7, 28.000%, 24.138%	7.474, 8, 9
Professional instructors	7, 28.000%, 24.138%	6, 24.000%, 20.690%	5, 20.000%, 17.241%		2, 8.000%, 6.897%		1, 4.000%, 3.448%			2.429, 2, 1
Dedicated support staff	4, 16.000%, 13.793%	5, 20.000%, 17.241%	4, 16.000%, 13.793%	4, 16.000%, 13.793%	1, 4.000%, 3.448%	2, 8.000%, 6.897%		2, 8.000%, 6.897%		3.409, 3, 2
Quality instructional programs.	2, 8.000%, 6.897%	7, 28.000%, 24.138%	4, 16.000%, 13.793%	5, 20.000%, 17.241%	1, 4.000%, 3.448%	2, 8.000%, 6.897%			1, 4.000%, 3.448%	3.364, 3, 2
Diversity of our instructional programs	5, 20.000%, 17.241%	3, 12.000%, 10.345%	5, 20.000%, 17.241%	2, 8.000%, 6.897%	5, 20.000%, 17.241%	2, 8.000%, 6.897%				3.227, 3, 1
Technology resources	1, 4.000%, 3.448%		1, 4.000%, 3.448%	3, 12.000%, 10.345%	1, 4.000%, 3.448%	1, 4.000%, 3.448%	9, 36.000%, 31.034%		3, 12.000%, 10.345%	6.158, 7, 7
Site Leadership	5, 20.000%, 17.241%	1, 4.000%, 3.448%	1, 4.000%, 3.448%	3, 12.000%, 10.345%	5, 20.000%, 17.241%	1, 4.000%, 3.448%		1, 4.000%, 3.448%	4, 16.000%, 13.793%	4.619, 5, 1

12. What are the greatest issues that Fremont Adult and Continuing Education faces?

13. Do you have any suggestions for improvement?

14. What are the greatest issues facing Adult Education at large?